5 G H Foundation

Statistical Reporting Errors in 10.1186/s12951-026-04935-9

Several statistical reporting errors are identified in this article [1], including: p value between Model and SeTe in Figure 5 (I), p value between SeTe and SeTe+SWIR in Figure 5 (I), p value between PBS and SeTe in Figure 8 (D), p value between SeTe and SeTe+SWIR in Figure 8 (D), p value between SeTe and SeTe+SWIR in Figure 8 (E), p value between SeTe and SeTe+SWIR in Figure 8 (F), p value between SeTe and SeTe+SWIR in Figure 8 (G).

I

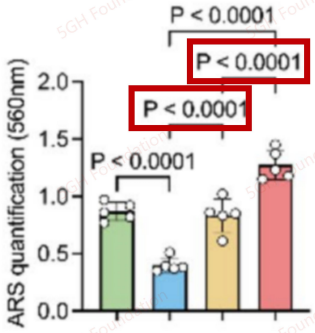

P between Model and SeTe: 0.0003

P between SeTe and SeTe+SWIR: 0.0009

Group	Colour	Point 1	Point 2	Point 3	Point 4	Point 5	Mean	SD
Control	Green	0.99	0.95	0.87	0.86	0.78	0.890	0.082
Model	Blue	0.50	0.40	0.38	0.37	0.33	0.396	0.063
SeTe	Yellow	1.02	0.88	0.87	0.86	0.60	0.846	0.152
SeTe+SWIR	Red	1.40	1.35	1.27	1.18	1.16	1.272	0.104

D

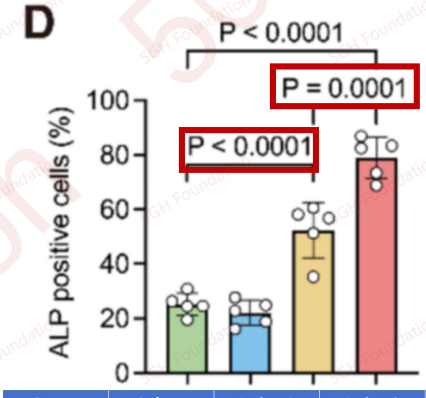

P between PBS and SeTe: 0.0006

P between SeTe and SeTe+SWIR: 0.0012

Group	Colour	Point 1	Point 2	Point 3	Point 4	Point 5	Mean	SD
PBS	Green	30.5	26.5	24.5	23.5	19.5	24.90	4.04
PBS+SWIR	Blue	27.5	25.0	22.5	19.5	16.5	22.20	4.35
SeTe	Yellow	60.5	58.5	55.5	51.0	35.0	52.10	10.21
SeTe+SWIR	Red	86.5	82.0	81.5	73.0	70.5	78.70	6.70

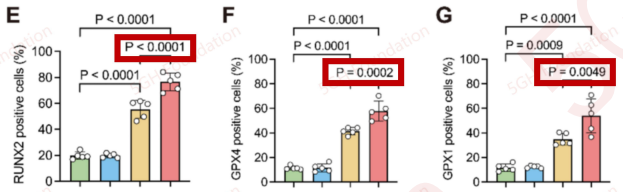

E: P between SeTe and SeTe+SWIR: 0.0007

Group	Colour	Point 1	Point 2	Point 3	Point 4	Point 5	Mean	SD
PBS	Green	24.5	20.5	19.5	19.0	14.5	19.60	3.58
PBS+SWIR	Blue	22.0	21.0	19.5	17.0	17.0	19.30	2.28
SeTe	Yellow	60.5	59.5	58.5	54.0	46.0	55.70	5.96
SeTe+SWIR	Red	84.0	82.0	77.5	73.5	67.5	76.90	6.65

F: P between SeTe and SeTe+SWIR: 0.0021

Group	Colour	Point 1	Point 2	Point 3	Point 4	Point 5	Mean	SD
PBS	Green	13.0	10.0	9.5	9.0	6.5	9.60	2.33
PBS+SWIR	Blue	16.5	11.5	9.5	8.5	5.5	10.30	4.09
SeTe	Yellow	44.0	42.5	42.0	40.5	37.5	41.30	2.46
SeTe+SWIR	Red	69.5	60.0	56.5	54.0	48.5	57.70	7.82

G: P between SeTe and SeTe+SWIR: 0.019

Group	Colour	Point 1	Point 2	Point 3	Point 4	Point 5	Mean	SD
PBS	Green	16.5	12.0	11.0	9.5	7.0	11.20	3.51
PBS+SWIR	Blue	14.5	13.0	12.5	10.5	9.5	12.00	2.00
SeTe	Yellow	42.0	41.0	33.5	31.0	29.5	35.40	5.76
SeTe+SWIR	Red	70.0	63.0	56.0	44.0	38.0	54.20	13.20

[1] 10.1186/s12951-026-04935-9

This article is licensed to the 5GH Foundation under a CC BY-NC-ND 4.0 International License